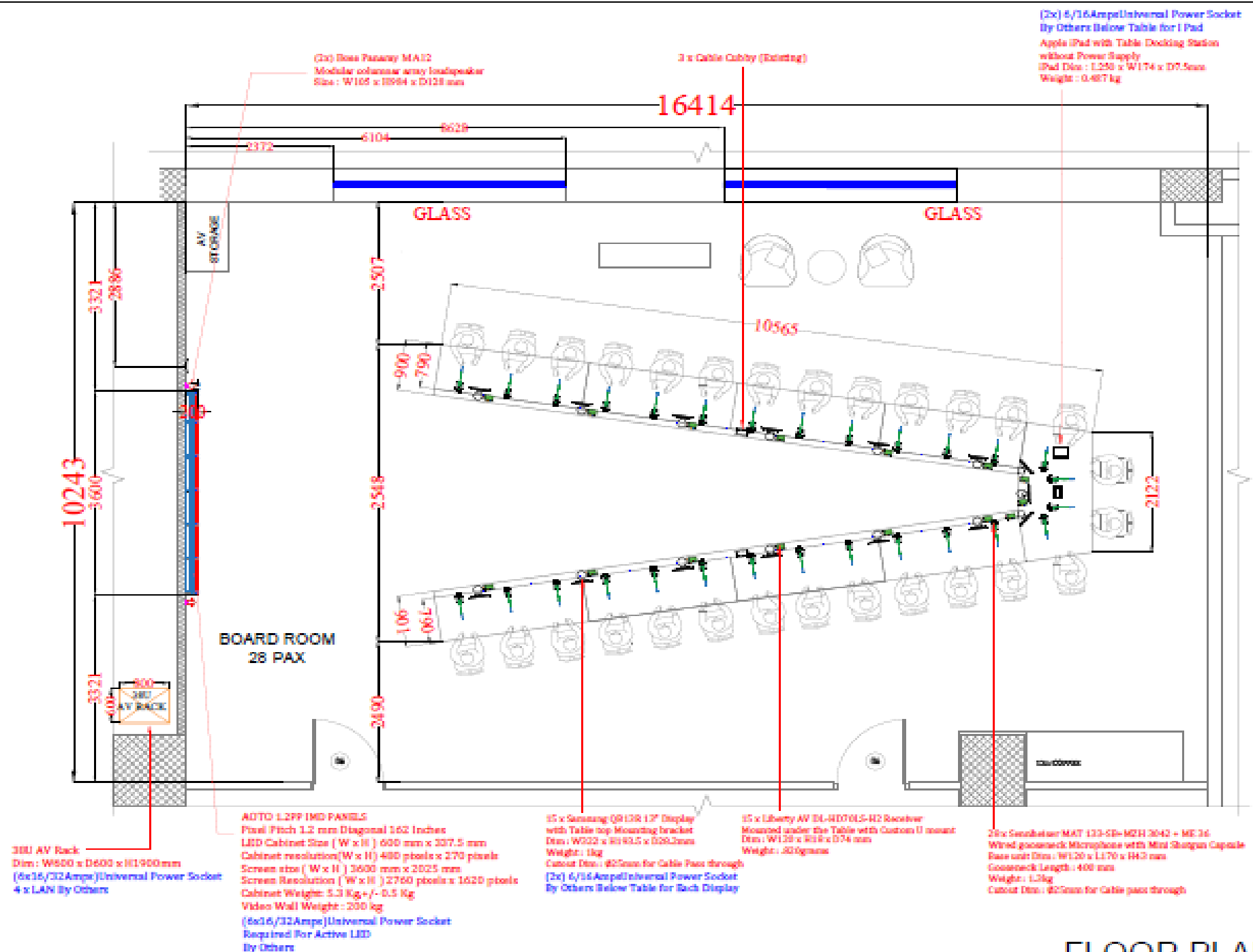


SOLUTION DOCUMENT



28 Seated Board room
Location : Deloitte Business Unit
15th floor Tower -2



FLOOR PLAN

There will be one LFD on the front wall In order to view the content during local presentations and Video during the Video conference calls.

Size of the LED

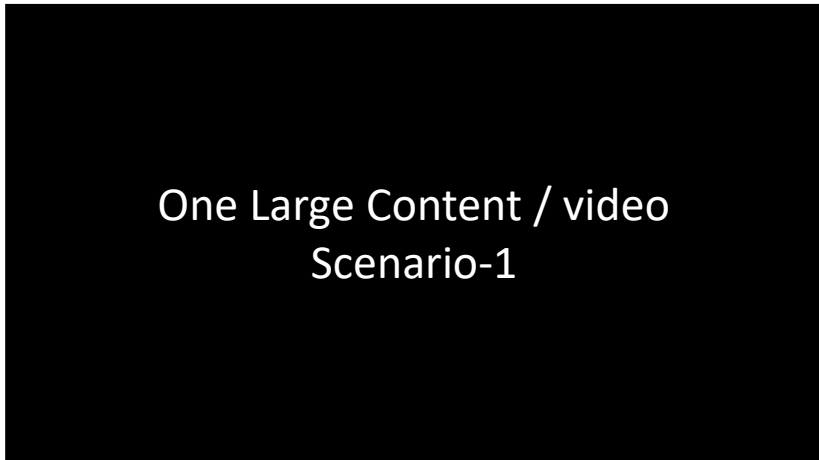
Width: 3600mm / 11.8 feet

Length: 1940mm / 6.36 Feet

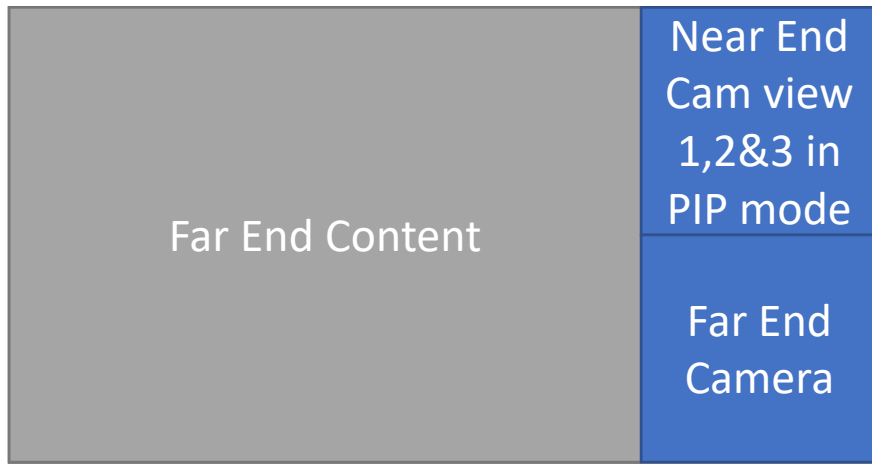
Pixel Pitch: 1.2mm

Aspect Ratio: 16:9

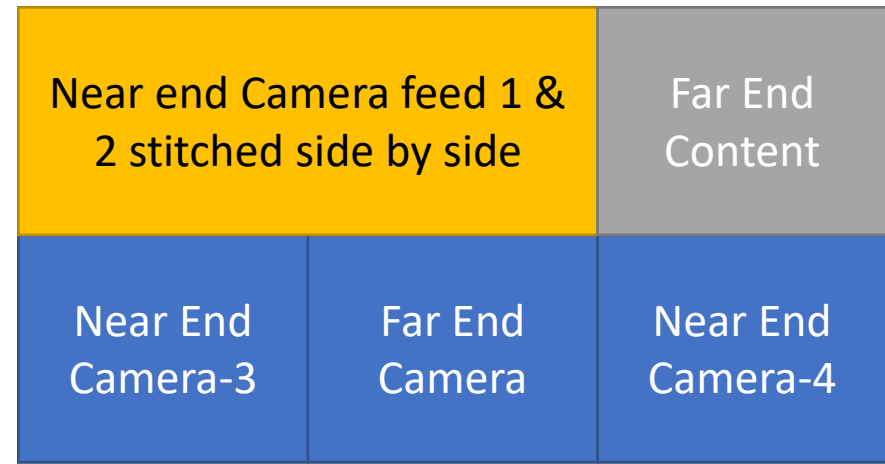
Content can be seen in multiple format on this video wall screen which acts like single Large Canvas



Camera-1	Camera-2	Camera-3
Camera-4	Wireless shared content	Content shared through Cable manager



Scenario -3



Scenario -4

There will be 15 numbers of preview monitors on table shared between two participants

Content

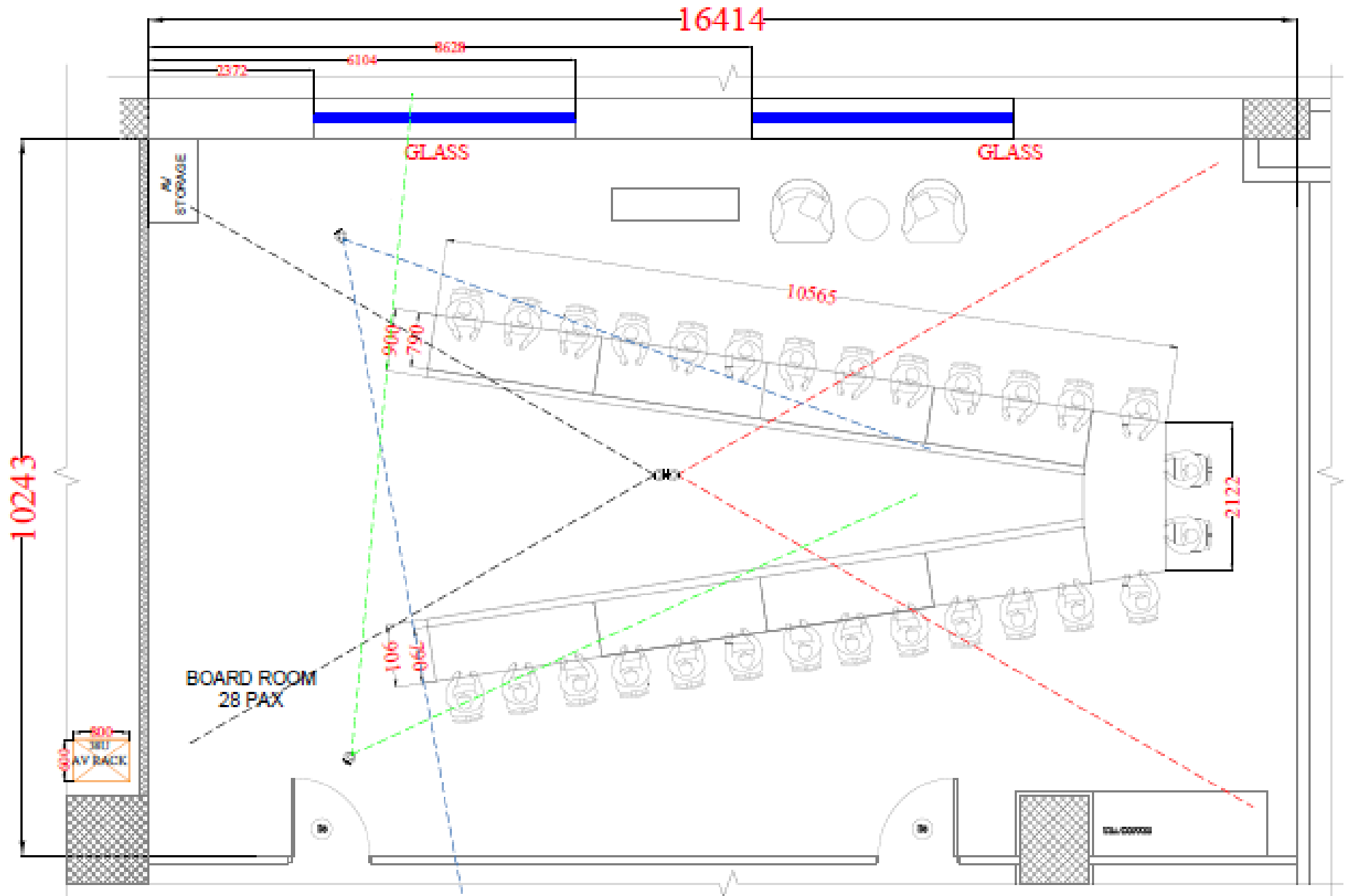
During Video conference calls these monitors will show far end content shared or near end content (any one at a time)

Video

During local conference meetings these monitor will show Camera focused on speaker or the content (any one at a time)

Note: All these 15 monitors can show only one same content at a time

Camera Positioning diagram



There will be 4 camera :

Camera -1 : for presenter View

Camera -2 : for chairmen seta view

Camera -3 : for Left seated person view

Camera -4: for Right seated person view



These camera view can be sent to far end in PIP or POP mode by recalling the presets in GUI touch panel

- These camera will be focusing on the active speaker once all the mics are unmuted
- Or one camera view of active speaker can be sent to Far end
- Or One can choose the camera view by recalling the presets

There will be 28 microphones on the table one microphone dedicated for each

It can be activated by unmuting the button on base station

It can be muted by pressing the button on base station



Control system



QSC touch panel will be on the rack

Used for following applications

- ✓ System on and Off
- ✓ Microphones Mute and unmute
- ✓ Volume control
- ✓ Camera Presets recall
- ✓ Video wall presets recall



1 pad will be on the Table

Used for following applications

- ✓ System on and Off
- ✓ Microphones Mute and unmute
- ✓ Volume control
- ✓ Camera Presets recall
- ✓ Video wall presets recall



Poly TC8 touch panel will be in the Table

Used for following applications

- ✓ Zoom call scheduling
- ✓ Call joining
- ✓ Call disconnecting



THAK YOU

